

PHYTO+ Certificate of Analysis:

Organic Hemp CO2 Extract

Cannabinoid Profile

Sunshine Trading | PHYTO Plus
Zwanebloemlaan 222
1087GD Amsterdam NH
The Netherlands

Phone: +31(0)20 770 97 91
support@phytopluscbd.com
www.phytopluscbd.com

Responsible Supervisor: Martin V.
Sample Batch #1032
Date samples received: 05 July 2022
Date analysis began: 05 July 2022
Date sample report produced: 11 July 2022
ID Number when available:
Sample Mass 1 g



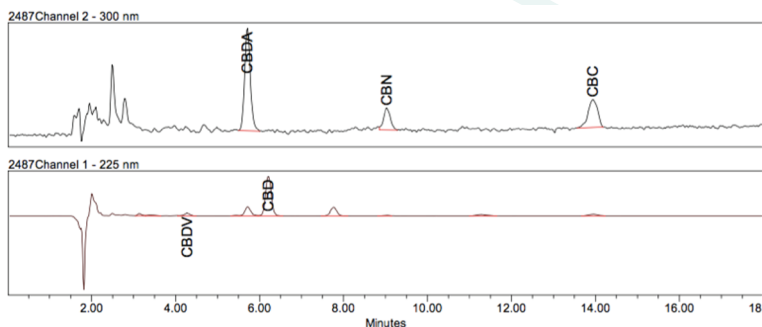
SKAL:100364, ISO 22000 certified, Organic certified: NL-BIO-01, HACCP certified; GMP certified

PHYTO Plus 4.25% Total CBD+CBDA: Cannabinoid Profile

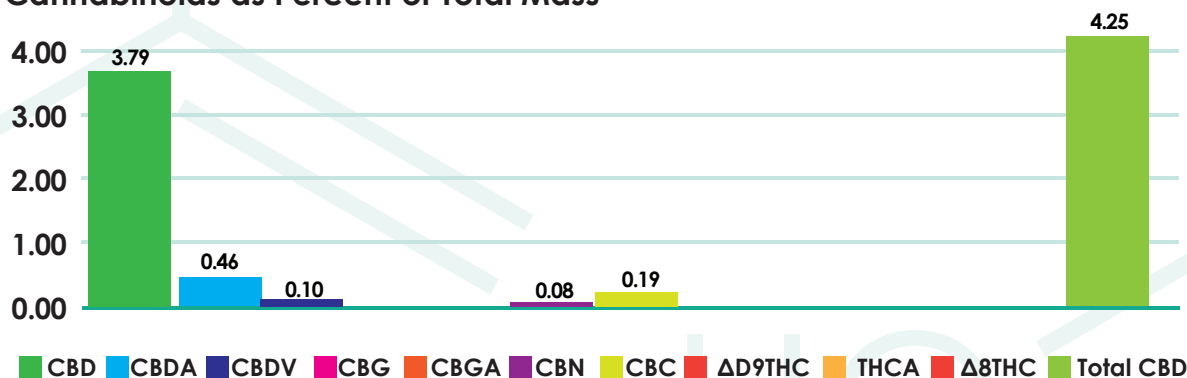
Component	Mass (%)	Amount (mg/g)
CBD	3.79	37.90
CBDA	0.46	4.60
CBDV	0.10	1.00
CBG	<LOQ	<LOQ
CBGA	<LOQ	<LOQ
CBN	0.08	0.80
CBC	0.19	1.90
Δ^9 THC	0.13	1.30
THCA	<LOQ	<LOQ
Δ^8 THC	<LOQ	<LOQ
Total CBD+CBDA	4.25	42.50

LOQ - Limit of Quantitation (LOQ=0.03%, LOD=0.006%)

Method: HPLC-UV



Cannabinoids as Percent of Total Mass



This report and all information herein has been confirmed by a certified lab and shall not be reproduced, except in its entirety, without the written consent of PHYTO Plus. The report is for informational purposes only and should not be used to diagnose, treat, or prevent any medical related symptoms. Results are applicable only for samples tested, and for the specific tests conducted. All tests carried are done so under strict certified laboratory protocols, guidelines and supervision. See appendix for more information or contact us at www.phytopluscbd.com

PHYTO+ Certificate of Analysis:

Organic Hemp CO2 Extract

Terpenoid Profile

Sunshine Trading | PHYTO Plus
Zwanebloemlaan 222
1087GD Amsterdam NH
The Netherlands

Phone: +31(0)20 770 97 91
support@phytopluscbd.com
www.phytopluscbd.com

Responsible Supervisor: Martin V.
Sample Batch #1032
Date samples received: 05 July 2022
Date analysis began: 05 July 2022
Date sample report produced: 11 July 2022
ID Number when available:
Sample Mass 1 g



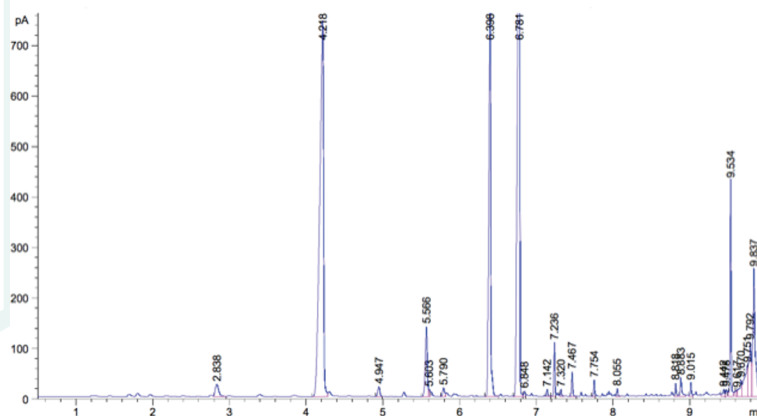
SKAL:100364, ISO 22000 certified, Organic certified: NL-BIO-01, HACCP certified; GMP certified

PHYTO Plus 4.25% Total CBD+CBDA: Terpenoid Profile

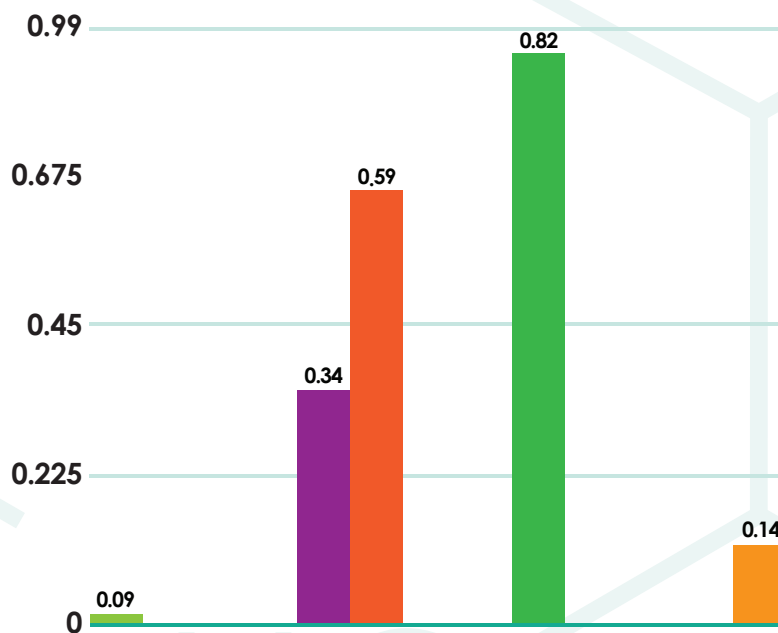
Component	Amount (%)
β -Caryophyllene	0.09
α -Humulene	<0.01
Caryophyllene oxide	<0.01
Myrcene	0.34
α -Pinene	0.59
Terpinolene	<0.01
Humulene epoxide II	<0.01
Limonene	0.82
β -Pinene	<0.01
E- β -Ocimene	<0.01
Sabinene	<0.01
Linalool	0.14

- β -Caryophyllene
- α -Humulene
- Caryophyllene oxide
- Myrcene
- α -Pinene
- Terpinolene
- Humulene epoxide II
- Limonene
- β -Pinene
- E- β -Ocimene
- Sabinene
- Linalool

HS-GC-FID



Terpenoid Distribution



This report and all information herein has been confirmed by a certified lab and shall not be reproduced, except in its entirety, without the written consent of PHYTO Plus. The report is for informational purposes only and should not be used to diagnose, treat, or prevent any medical related symptoms. Results are applicable only for samples tested, and for the specific tests conducted. All tests carried are done so under strict certified laboratory protocols, guidelines and supervision. See appendix for more information or contact us at www.phytopluscbd.com

PHYTO+ Certificate of Analysis:

Organic Hemp CO2 Extract

Microbial Profile

Sunshine Trading | PHYTO Plus
Zwanebloemlaan 222
1087GD Amsterdam NH
The Netherlands

Phone: +31(0)20 770 97 91
support@phytopluscbd.com
www.phytopluscbd.com

Responsible Supervisor: Martin V.
Sample Batch #1032
Date samples received: 05 July 2022
Date analysis began: 05 July 2022
Date sample report produced: 11 July 2022
ID Number when available:
Sample Mass 1 g



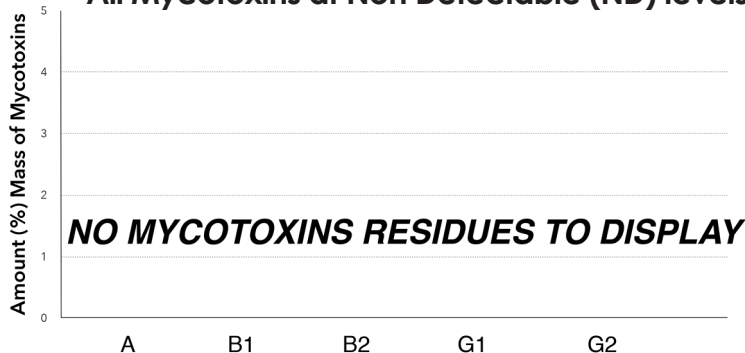
SKAL:100364, ISO 22000 certified, Organic certified: NL-BIO-01, HACCP certified; GMP certified

PHYTO Plus 4.25% Total CBD+CBDa: Microbial Profile

Component	Amount (mg/g)	Results
Listeria m.	1 g	ND
Escherichia c.	1 g	ND
Salmonella	25 g	ND
Yeast	1 g	ND
Mould	1 g	ND

*ND - Not detected

All Mycotoxins at Non Detectable (ND) levels



Nutrition Facts

Component	%
Moisture	1.25
Protein	0.25
Total fat	98.32
Total Carbohydrates	ND
Dietary Fibers	ND
Sugars	ND
Ash	ND

*ND - Not detected

This report and all information herein has been confirmed by a certified lab and shall not be reproduced, except in its entirety, without the written consent of PHYTO Plus. The report is for informational purposes only and should not be used to diagnose, treat, or prevent any medical related symptoms. Results are applicable only for samples tested, and for the specific tests conducted. All tests carried are done so under strict certified laboratory protocols, guidelines and supervision. See appendix for more information or contact us at www.phytopluscbd.com

PHYTO+ Certificate of Analysis:

Organic Hemp CO2 Extract

Heavy Metals Profile

Sunshine Trading | PHYTO Plus
Zwanebloemlaan 222
1087GD Amsterdam NH
The Netherlands

Phone: +31(0)20 770 97 91
support@phytopluscbd.com
www.phytopluscbd.com

Responsible Supervisor: Martin V.
Sample Batch #1032
Date samples received: 05 July 2022
Date analysis began: 05 July 2022
Date sample report produced: 11 July 2022
ID Number when available:
Sample Mass 1 g



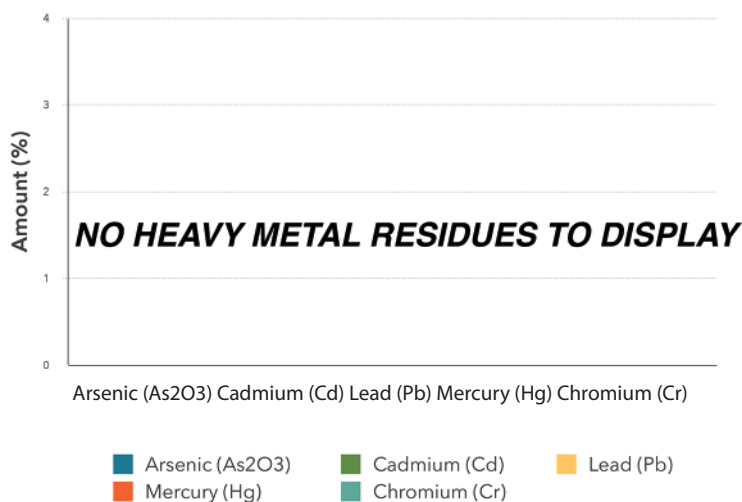
SKAL:100364, ISO 22000 certified, Organic certified: NL-BIO-01, HACCP certified; GMP certified

PHYTO Plus 4.25% Total CBD+CBDA: Heavy Metals Profile

Component	Mass (%)	Amount (ppm)	Limit (ppm)
Arsenic (As ₂ O ₃)	ND	< 0.1	< 0.1
Cadmium (Cd)	ND	< 0.1	< 0.1
Lead (Pb)	ND	< 0.1	< 0.1
Mercury (Hg)	ND	< 0.1	< 0.1
Chromium (Cr)	ND	< 1	< 1
Tin (Sn)	ND	< 10	< 10

ND - Not detected, **Codex STAN 193-1995, GB 2762, EC No. 1881/2006, FDA

All Heavy Metals at Non Detectable (ND) levels



Conclusions:

No heavy metal residues detected. No flammable residues detected.
No chemical residues detected.

This report and all information herein has been confirmed by a certified lab and shall not be reproduced, except in its entirety, without the written consent of PHYTO Plus. The report is for informational purposes only and should not be used to diagnose, treat, or prevent any medical related symptoms. Results are applicable only for samples tested, and for the specific tests conducted. All tests carried are done so under strict certified laboratory protocols, guidelines and supervision. See appendix for more information or contact us at www.phytopluscbd.com

PHYTO+ Certificate of Analysis:

Organic Hemp CO2 Extract

Pesticide Analysis

Sunshine Trading | PHYTO Plus
Zwanebloemlaan 222
1087GD Amsterdam NH
The Netherlands

Phone: +31(0)20 770 97 91
support@phytopluscbd.com
www.phytopluscbd.com

Responsible Supervisor: Martin V.
Sample Batch #1032
Date samples received: 05 July 2022
Date analysis began: 05 July 2022
Date sample report produced: 11 July 2022
ID Number when available:
Sample Mass 1 g



SKAL:100364, ISO 22000 certified, Organic certified: NL-BIO-01, HACCP certified; GMP certified

Pesticide Analysis: Our tests looked for residue of nearly 300 known pesticides finding no evidence of any over detectable limits.

The Lab tests our products thoroughly. Nearly 300 of the below pesticides concentrations were measured and we are proud to say that all tests measured below our detectable limits. Most tests have a threshold of 0.01 mg/kg, while only a handful of tests have a threshold value of <0.05 mg/kg. Not a single test of PHYTO Plus products went over detectable threshold limits.

PESTICIDES MEASURED

Acrinathrin Azoxystrobin Biphenhin Bitertanol Biphenyl Bromopropylate
Bromuconazole Bupirimate Cadusafos Captafol Captan Chlorphenson
Chlorfenapyr Chlorfenvinphos Chlorothalonil Chlorprophame
3,5-Dichloroaniline Chlorpyrifos Chlorpyrifos-methyl Chlorthal-dimethyl
Cyfluthrin Cypermethrin Cyproconazole Cyprodinil Clomazone
o,p-DDE P,P-DDE o,p-DDD P,P-DDD o,p-DDT p,p-DDT Deltamethrin Diazinon
Diclofop-methyl Dieldrin Dichlobenil Dichlofluanid Dichlorvos Dicloran Dicofof
Dicrotophos Diethofencarb Diflubenzuron Dimetachlor Diniconazole
Dodemorph Diphenylamine Alpha-Endosulfan Beta-Endosulfan
Endosulfan-sulphate Ethion Etofumesate Ethoprophos Etoxyquin
Etoxazole Etridiazole Etrifosfos Famoxadone Fenarimol Fenazaquin
Fenchlorphos Fenhexamid Fenitrothion Fenpropidin Fenpropimorph
Fenvalerate Formothion Fipronil Fipronil-sulfone Fludioxonil Flusilazole
Flutriafol Folpet Fuberidazole Furathiocarb Hexaconazole HCB Alpha-HCH
Beta-HCH Delta-HCH Heptachlor Heptachlor-epoxidicis Heptachlor-
epoxidtreans Iprodione Iprovalicarb Lambda- cyhalothrin Lindane Mecarbam
Metalaxyl Metazachlor Methidathion Metribuzin Mevinphos Myclobutanil
Nuairimol Orthophenylphenol Oxadixyl Paclobutrazol Parathion
Parathion-methyl Paraoxon-methyl Paraoxon-ethyl Penconazole
Pendimethalin Permethrin Phenothoate Phorate Procymidone Profenofos
Propiconazole Propyzamide Pyrazophos Pyrethrins Pyridaben Pyrimethanil
Pyriproxyfen Quinoxifen Quitozene Pentachloraniline Phosphamidon
Pyrifenoxy Prometryn Propanil Propoxur Proquinazid Prothiofos Simazine
Spiroxamine T au-fluvalinate T ebucanazole T ebufenpyrad T ecnaze T
efluthrin T erbuthylazine T etraconazole T etradifon T etramethrine
T olclofos-methyl T olyfluanid Transfluthrin Triadimephon Triadimenol
Triatate Trifloxystrobin Triflumizole Vinclozolin DDT isomersum Heptachlor
(heptachlorand heptachlor epoxidesum) Trifluraline Chlorobenzilate 3-Chloraniline
Abamectin (AvermectinBla and AvermectinBib sum) Acetamiprid Aldicarb
Aldikarbsulphone Aldikarbsulphoxide Azinphos-ethyl Azinphos-methyl
Benalaxyl Benfuracarb Boscalid Buprofezin Carbaryl Carbendazim Carbofuran
3-hydroxycarbofuran Carbosulfan Chloridazon Cymoxanil Clofentezin Clothianidin
Demeton-S-methyl Demeton-S-methylsulfoxid Diafenthiuron Difenconazole
Dimethoate Dimethomorph Diuron EPN Epoxiconazole Ethirimol Etofenprox
Fenamidone Fenbuconazole Fenbutatinoxid Fenoxycarb Fenpyroximate
Fenprothrin Fenfuthion Fenthion Fenthionsulphone Fenthionsulphoxide
Fluazinam Flufenoxuron Fluquinconazole Fonofos Formetanate Fosthiazate
Hexythiazox Imazalil Imidacloprid Indoxacarb Isfenphos Methacryfos Isfenphos-
methyl Krezoxim-methyl Linuron Lufenuron Malaoxon Malathion Mepanipirim
Mepronil Metamitron Metconazole Methamidophos Methiocarb
Methiocarbsulphone Methiocarbsulfoxide Methomyl Methoxyfenozide
Metobromuron Monocrotophos Monolinuron Omethoate Oxamyl Pencycuron
Phenmedipham Phosalone Phosmet Phosmeot xon Phoxim Pymetrozine
Piperonylbutoxide Pyraclostrobin Pyridaphenthion Pyridate Pyrifenoxy Pirimicarb
Pirimicarbdesmethyl Pirimiphos-methyl Primisulfuron-methyl Prochloraz
Propamocarb Propargite Prothioconazole Prothioconazole-desthio
Quinalphos SpinosynA SpinosynD Sulfotep T ebufenozide T eflubenzuron
Thiabendazole Thiocloprid Thiamethoxam Thiodicar Thiophanate-
methyl Tralkoxydim Triazophos Trichlorfon Triflurumuron Triforine Triticonazole
Zoxamide Acephate Amitraz Fenamiphos Fenamiphosulphone
Fenamiphosulfoxid Nitefipiramide Fenthionoxonsulphone Fenthionoxonsulfoxid
Kumapho Piriphenox Meibuzine DEET

Our laboratory analysis is standardized after following protocols:

ISO 6579:2003
ISO 11290-1:2003
ISO 16649-2:2002
ISO 21527-2:2008

Note on Cannabinoid Testing:

All cannabinoids in their acid forms (ending in "-A") are convertible to their non-acid forms via a decarboxylation process (heating). The components lose mass through this process. To find the total theoretical active cannabinoids, one multiplies the acid forms by 87.7%. For example, THC-A can be converted to active THC using the formula: $\text{THC-A} \times 0.877 = \text{THC}$. In this case, the Max THC for the sample is: $\text{Max THC} = (\text{THC-A} \times 0.877) + \text{THC}$. This method has been validated according to the principles of the International Conference on Harmonisation.

Chromatographic Analysis:

Analysis of cannabinoids content was performed using Waters 2695 (Milford, MA, USA) separation module equipped with auto injector, sample cooler, vacuum degasser and column heater units. Separation of all cannabinoids was accomplished on YMC PRO C18 (150 x 4 mm I.D., S-3µm) RP column coupled with C18 precolumn maintained at 30 °C by a CTO-20AC column oven. Isocratic elution consisted of acetonitrile:water (FA 0.5%) (4:1) was done in 30min. The flow rate was maintained at 0.8 ml/min. The cannabinoids CBD, CBG, CBN and THC were monitored at 225 and CBDA, CBGA were monitored at 306 nm respectively using dual absorbance detector Waters 2487 (Milford, MA, USA). The injection volume of 0.1 mg/ml sample was 10 µl. Data evaluation was performed using Clarity software. Quantification of cannabinoids was obtained from linear regression equation of calibration curve of individual reference standard by plotting concentration versus the area ratio.

Analysis of terpenes was performed using GC-MS system equipped with auto injector. Separation was accomplished on Rx624Siil, 30m, 0.25 µm ID column.

This report and all information herein has been confirmed by a certified lab and shall not be reproduced, except in its entirety, without the written consent of PHYTO Plus. The report is for informational purposes only and should not be used to diagnose, treat, or prevent any medical related symptoms. Results are applicable only for samples tested, and for the specific tests conducted. All tests carried are done so under strict certified laboratory protocols, guidelines and supervision. See appendix for more information or contact us at www.phytopluscbd.com