

# PHYTO+ Certificate of Analysis:

Organic Hemp CO2 Extract

## Cannabinoid Profile

Sunshine Trading | PHYTO Plus  
Zwanebloemlaan 222  
1087GD Amsterdam NH  
The Netherlands

Phone: +31(0)20 770 97 91  
support@phytopluscbd.com  
www.phytopluscbd.com

Responsible Supervisor: Martin V.  
Sample Batch #1314  
Date samples received: 13 August 2018  
Date analysis began: 13 August 2018  
Date sample report produced: 13 August 2018  
ID Number when available:  
Sample Mass 1 g

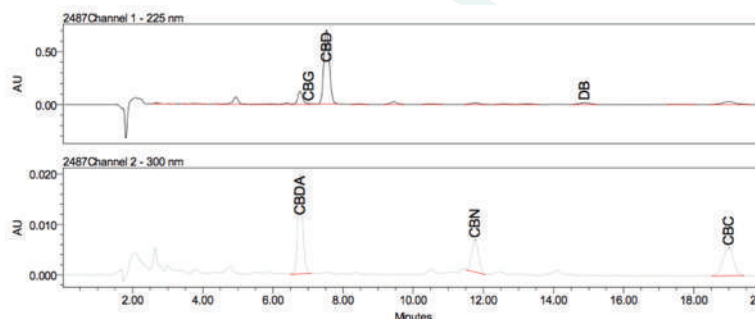


SKAL:100364, ISO 14001: 2004 certified; ISO 9001: 2008 certified, Organic certified: NL-BIO-01, HACCP certified; GMP certified

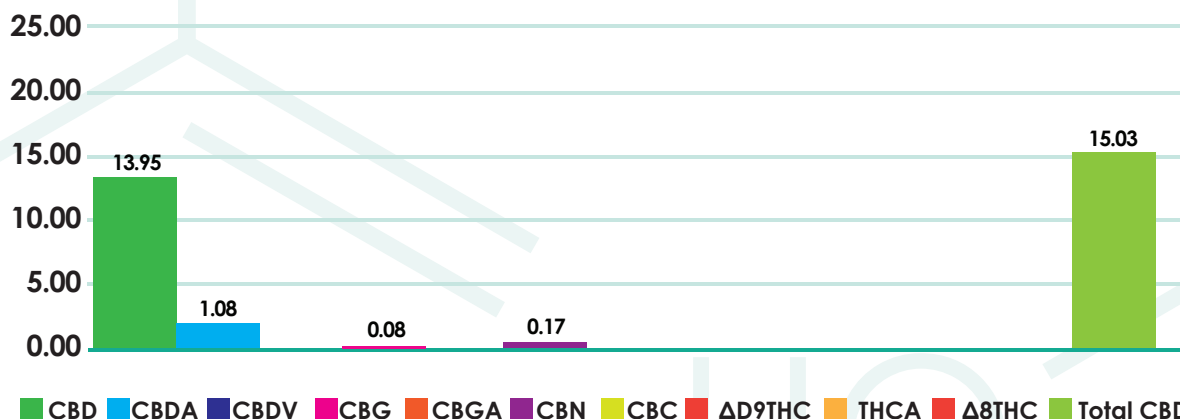
### PHYTO Plus 15.03% Total CBD+CBDA: Cannabinoid Profile

Component	Mass (%)	Amount (mg/g)
CBD	13.95	139.50
CBDA	1.08	10.80
CBDV	≤0.01	≤0.10
CBG	0.08	0.80
CBGA	≤0.01	≤0.10
CBN	0.17	1.70
CBC	≤0.10	≤1.00
Δ9THC	≤0.01	≤0.10
THCA	≤0.01	≤0.10
Δ8THC	≤0.01	≤0.10
Total CBD+CBDA	15.03	150.30

### Method: HPLC-UV



### Cannabinoids as Percent of Total Mass



This report and all information herein has been confirmed by a certified lab and shall not be reproduced, except in its entirety, without the written consent of PHYTO Plus. The report is for informational purposes only and should not be used to diagnose, treat, or prevent any medical related symptoms. Results are applicable only for samples tested, and for the specific tests conducted. All tests carried are done so under strict certified laboratory protocols, guidelines and supervision. See appendix for more information or contact us at [www.phytopluscbd.com](http://www.phytopluscbd.com)

# PHYTO+ Certificate of Analysis:

Organic Hemp CO2 Extract

## Terpenoid Profile

Sunshine Trading | PHYTO Plus  
Zwanebloemlaan 222  
1087GD Amsterdam NH  
The Netherlands

Phone: +31(0)20 770 97 91  
support@phytopluscbd.com  
www.phytopluscbd.com

Responsible Supervisor: Martin V.  
Sample Batch #1314  
Date samples received: 13 August 2018  
Date analysis began: 13 August 2018  
Date sample report produced: 13 August 2018  
ID Number when available:  
Sample Mass 1 g



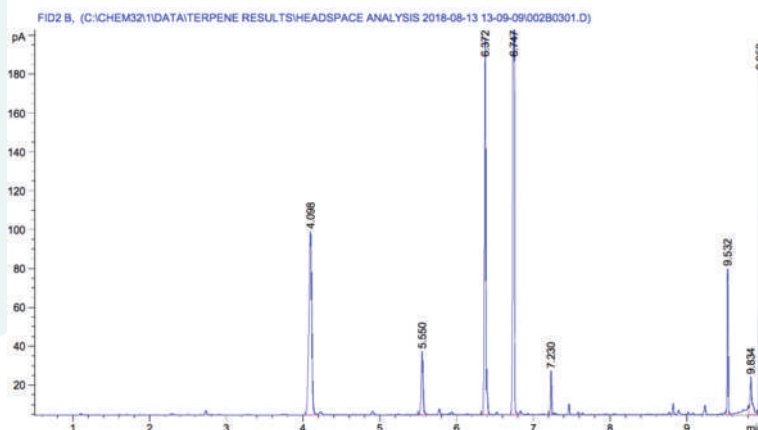
SKAL:100364, ISO 14001: 2004 certified; ISO 9001: 2008 certified, Organic certified: NL-BIO-01, HACCP certified; GMP certified

### PHYTO Plus 15.03% Total CBD+CBDA: Terpenoid Profile

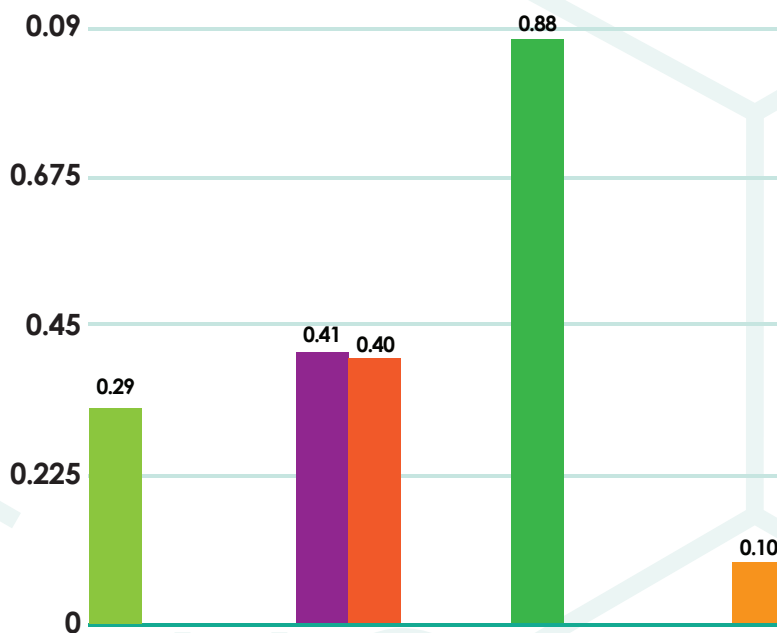
Component	Amount (%)
$\beta$ -Caryophyllene	0.29
$\alpha$ -Humulene	<0.01
Caryophyllene oxide	<0.01
Myrcene	0.41
$\alpha$ -Pinene	0.40
Terpinolene	<0.01
Humulene epoxide II	<0.01
Limonene	0.88
$\beta$ -Pinene	<0.01
E- $\beta$ -Ocimene	<0.01
Sabinene	<0.01
Linalool	0.10

- $\beta$ -Caryophyllene
- $\alpha$ -Humulene
- Caryophyllene oxide
- Myrcene
- $\alpha$ -Pinene
- Terpinolene
- Humulene epoxide II
- Limonene
- $\beta$ -Pinene
- E- $\beta$ -Ocimene
- Sabinene
- Linalool

### Method: HS-GC-FID



### Terpenoid Distribution



This report and all information herein has been confirmed by a certified lab and shall not be reproduced, except in its entirety, without the written consent of PHYTO Plus. The report is for informational purposes only and should not be used to diagnose, treat, or prevent any medical related symptoms. Results are applicable only for samples tested, and for the specific tests conducted. All tests carried are done so under strict certified laboratory protocols, guidelines and supervision. See appendix for more information or contact us at [www.phytopluscbd.com](http://www.phytopluscbd.com)

# PHYTO+ Certificate of Analysis:

Organic Hemp CO2 Extract

## Microbial Profile

Sunshine Trading | PHYTO Plus  
Zwanebloemlaan 222  
1087GD Amsterdam NH  
The Netherlands

Phone: +31(0)20 770 97 91  
support@phytopluscdbd.com  
www.phytopluscdbd.com

Responsible Supervisor: Martin V.  
Sample Batch #1314  
Date samples received: 13 August 2018  
Date analysis began: 13 August 2018  
Date sample report produced: 13 August 2018  
ID Number when available:  
Sample Mass 1 g



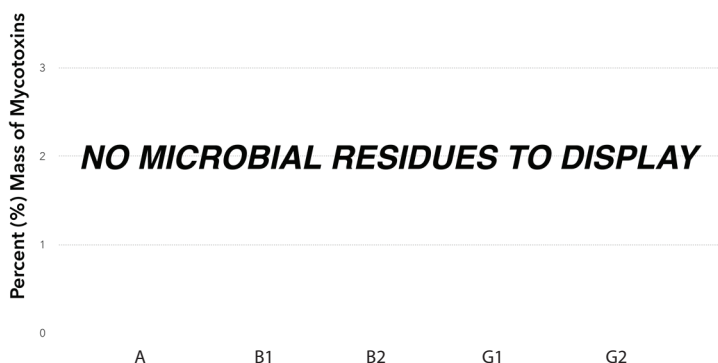
SKAL:100364, ISO 14001: 2004 certified; ISO 9001: 2008 certified, Organic certified: NL-BIO-01, HACCP certified; GMP certified

### PHYTO Plus 15.03% Total CBD+CBDA: Microbial Profile

Component	Amount (mg/g)	Result
Listeria / Monocytogenes	1 g	Not Detected
Escherichia c.	1 g	Not Detected
Salmonella	25 g	Not Detected
Yeast	1 g	Not Detected
Mold	1 g	Not Detected

\*ND - Not detected

### All Mycotoxins at Non Detectable (ND) levels



### Nutrition Facts

Component	%
Moisture and volatile content	2.11
Protein	0.41
Total Fat	97.26
Total Carbohydrates	ND
Dietary fibers	ND
Sugars	ND
Ash	ND

\*ND - Not detected

This report and all information herein has been confirmed by a certified lab and shall not be reproduced, except in its entirety, without the written consent of PHYTO Plus. The report is for informational purposes only and should not be used to diagnose, treat, or prevent any medical related symptoms. Results are applicable only for samples tested, and for the specific tests conducted. All tests carried are done so under strict certified laboratory protocols, guidelines and supervision. See appendix for more information or contact us at [www.phytopluscdbd.com](http://www.phytopluscdbd.com)

# PHYTO+ Certificate of Analysis:

Organic Hemp CO2 Extract

## Heavy Metals Profile

Sunshine Trading | PHYTO Plus  
Zwanebloemlaan 222  
1087GD Amsterdam NH  
The Netherlands

Phone: +31(0)20 770 97 91  
support@phytopluscbd.com  
www.phytopluscbd.com

Responsible Supervisor: Martin V.  
Sample Batch #1314  
Date samples received: 13 August 2018  
Date analysis began: 13 August 2018  
Date sample report produced: 13 August 2018  
ID Number when available:  
Sample Mass 1 g



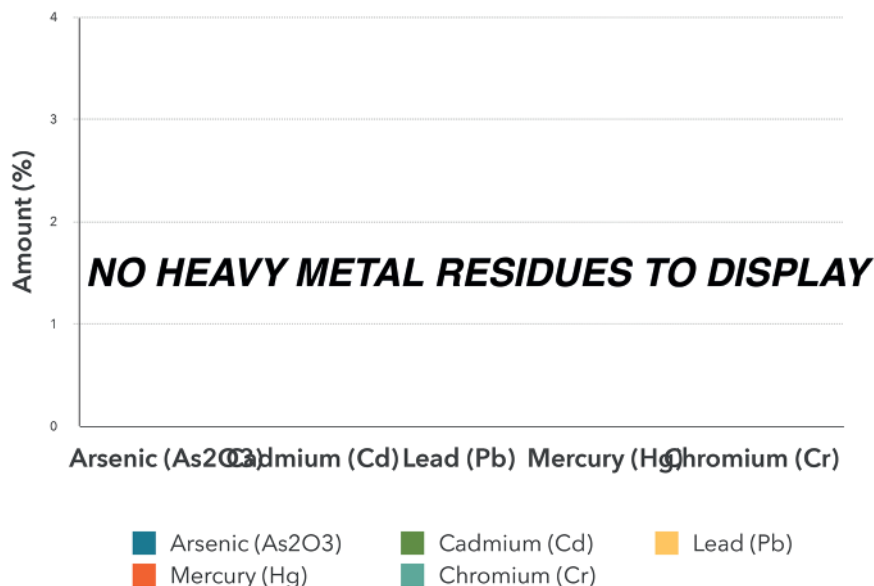
SKAL:100364, ISO 14001: 2004 certified; ISO 9001: 2008 certified, Organic certified: NL-BIO-01, HACCP certified; GMP certified

### PHYTO Plus 15.03% Total CBD+CBDA: Heavy Metals Profile

Component	Mass (%)	Amount (ppm)	Limit** (ppm)
Arsenic (As <sub>2</sub> O <sub>3</sub> )	*ND	<0.1	<0.1
Cadmium (Cd)	*ND	<0.1	<0.1
Lead (Pb)	*ND	<0.1	<0.1
Mercury (Hg)	*ND	<0.1	<0.1
Chromium (Cr)	*ND	<1	<1
Tin (Sn)	*ND	<10	<10

\*ND - Not detected, \*\*Codex STAN 193-1995, GB 2762, EC No. 1881/2006, FDA

### All Heavy Metals at Non Detectable (ND) levels



### Conclusions:

No heavy metal residues detected. No flammable residues detected.  
No chemical residues detected.

This report and all information herein has been confirmed by a certified lab and shall not be reproduced, except in its entirety, without the written consent of PHYTO Plus. The report is for informational purposes only and should not be used to diagnose, treat, or prevent any medical related symptoms. Results are applicable only for samples tested, and for the specific tests conducted. All tests carried are done so under strict certified laboratory protocols, guidelines and supervision. See appendix for more information or contact us at [www.phytopluscbd.com](http://www.phytopluscbd.com)

# PHYTO+ Certificate of Analysis:

Organic Hemp CO2 Extract

## Pesticide Analysis

Sunshine Trading | PHYTO Plus  
Zwanebloemlaan 222  
1087GD Amsterdam NH  
The Netherlands

Phone: +31(0)20 770 97 91  
support@phytopluscbd.com  
www.phytopluscbd.com

Responsible Supervisor: Martin V.  
Sample Batch #1314  
Date samples received: 13 August 2018  
Date analysis began: 13 August 2018  
Date sample report produced: 13 August 2018  
ID Number when available:  
Sample Mass 1 g



SKAL:100364, ISO 14001: 2004 certified; ISO 9001: 2008 certified, Organic certified: NL-BIO-01, HACCP certified; GMP certified

### Pesticide Analysis: Our tests looked for residue of nearly 300 known pesticides finding no evidence of any over detectable limits.

The Lab tests our products thoroughly. Nearly 300 of the below pesticides concentrations were measured and we are proud to say that all tests measured below our detectable limits. Most tests have a threshold of 0.01 mg/kg, while only a handful of tests have a threshold value of <0.05 mg/kg. Not a single test of PHYTO Plus products went over detectable threshold limits.

#### PESTICIDES MEASURED

Acrinathrin Azoxystrobin Biphenhin Bitertanol Biphenyl Bromopropylate  
Bromuconazole Bupirimate Cadusafos Captafol Captan Chlorphenson  
Chlorfenapyr Chlorfenvinphos Chlorothalonil Chlorprophame  
3,5-Dichloraniline Chlorpyrifos Chlorpyrifos-methyl Chloral-dimethyl  
Cyfluthrin Cypermethrin Cyproconazole Cyprodinil Clomazone  
o,p-DDE P,P-DDE o,p-DDD P,P-DDD o,p-DDT p,p-DDT Deltamethrin Diazinon  
Diclofop-methyl Dieldrin Dichlobenil Dichlofluanid Dichlorvos Dicloran Dicofof  
Dicrotophos Diethofencarb Diflubenxuron Dimetachlor Diniconazole  
Dodemorph Diphenylamine Alpha-Endosulfan Beta-Endosulfan  
Endosulfan-sulphate Ethion Etofumesate Ethoprophos Etoxyquin  
Etoxazole Etridiazole Etrimpfos Famoxadone Fenarimol Fenazaquin  
Fenchlorphos Fenhexamid Fenithion Fenprophidin Fenpropimorph  
Fenvalerate Formothion Fipronil Fipronil-sulfone Fludioxonil Flusilazole  
Flutriafol Folpet Fuberidazole Furathiocarb Hexaconazole HCB Alpha-HCH  
Beta-HCH Delta-HCH Heptachlor Heptachlor-epoxidceis Heptachlor-  
epoxidtreas Hexachloro Iprovalicarb Lambda-cyhalothrin Lindane Mecarbam  
Metalaxyl Metazachlor Methidathion Metribuzin Mevinphos Myclobutanil  
Nuairimol Orthophenylphenol Oxadixyl Paclobutrazol Parathion  
Parathion-methyl Paraoxon-methyl Paraoxon-ethyl Penconazole  
Pendimethalin Permethrin Phenthoate Phorate Procymidone Profenofos  
Propiconazole Propyzamide Pyrazophos Pyrethrins Pyridaben Pyrimethanil  
Pyriproxyfen Quinoxifen Quitozene Pentachloraniline Phosphamidon  
Pyrifenoxy Prometryn Propanil Propoxur Proquinazid Prothiofos Simazine  
Spiroxamine T au-fluvalinate T ebufenazole T ebufenpyrad T ecnazene T  
efluthrin T erbuthylazine T etraconazole T etradifon T etramethrine  
T olclofos-methyl T olyfluand Transfluthrin Triadimephon Triadimenol  
Trialate Trifloxystrobin Triflumizole Vinclozolin DDT isomersum Heptachlor  
(heptachloro heptachloro poxidsum) Trifluraline Chlorobenzilate 3-Chloraniline  
Abamectin (AvermectinBla and AvermectinBib sum) Acetamiprid Aldicarb  
Aldikarbsulphone Aldikarbsulphoxide Azinphos-ethyl Azinphos-methyl  
Benalaxyl Benfuracarb Boscalid Buprofezin Carbaryl Carbendazim Carbofuran  
3-hydroxycarbofuran Carbosulfan Chloridazon Cymoxanil Clofentezin Clothianidin  
Demeton-S-methyl Demeton-S-methylsulfoxid Diafenthiuron Difenconazole  
Dimethoate Dimethomorph Diuron EPN Epoxiconazole Ethirimol Etofenprox  
Fenamidone Fenbutatinoxid Fenoxycarb Fenpyroximate  
Fenprothion Fenprothion Fenfenthion Fenfenthion Fenfenthion Fenfenthion  
Fluazinam Flufenoxuron Fluquinconazole Fonofos Formetanate Fosthiazate  
Hexythiazox Imazalil Imidacloprid Indoxacarb Isfenphos Methacryfos Isfenphos-  
methyl Krezoxim-methyl Linuron Lufenuron Malaoxon Malathion Mepanipirim  
Meprothion Metamitron Metconazole Methamidophos Methiocarb  
Methiocarbsulphone Methiocarbsulfoxide Methomyl Methoxyfenozide  
Metobromuron Monocrotophos Monolinuron Omethoate Oxamyl Pencycuron  
Phenmedipham Phosalone Phosmet Phosmeot xon Phoxim Pymetrozine  
Piperonylbutoxide Pyraclostrobin Pyridaphenthion Pyridate Pyrifenoxy Pirimicarb  
Pirimicarbdesmethyl Pirimiphos-methyl Primisulfuron-methyl Prochloraz  
Propamocarb Propargite Prothioconazole Prothioconazole-desithio  
Quinalphos SpinosynA SpinosynD Sulfotep T ebufenazole T eflubenzuron  
Thiabendazole Thiacloprid Thiamethoxam Thiodicar Thiophanate-  
methyl Tralkoxydim Triazophos Trichlorfon Triflurumuron Triflorine Triticonazole  
Zoxamide Acephate Amitraz Fenamiphos Fenamiphosulphone  
Fenamiphosulfoxid Nitefipiramide Fenthionoxonsulphone Fenthionoxonsulfoxid  
Kumapho Piriphenox Meibuzine DEET

#### Our laboratory analysis is standardized after following protocols:

LST EN ISO 6579:2003 / AC:2006 / P:2007  
LST EN ISO 11290-1:2003 / A1:2004 / P:2005  
LST ISO 16649-2:2002 / P:2009  
LST ISO 21527-2:2008  
Method PLM 486G

#### Note on Cannabinoid Testing:

All cannabinoids in their acid forms (ending in "-A") are convertible to their non-acid forms via a decarboxylation process (heating). The components lose mass through this process. To find the total theoretical active cannabinoids, one multiplies the acid forms by 87.7%. For example, THC-A can be converted to active THC using the formula:  $\text{THC-A} \times 0.877 = \text{THC}$ . In this case, the Max THC for the sample is:  $\text{Max THC} = (\text{THC-A} \times 0.877) + \text{THC}$ . This method has been validated according to the principles of the International Conference on Harmonisation.

#### Chromatographic Analysis:

Analysis of cannabinoids content was performed using Waters 2695 (Milford, MA, USA) separation module equipped with auto injector, sample cooler, vacuum degasser and column heater units. Separation of all cannabinoids was accomplished on YMC PRO C18 (150 x 4 mm I.D., 5-µm) RP column coupled with C18 precolumn maintained at 30 °C by a CTO-20AC column oven. Isocratic elution consisted of acetonitrile:water (FA 0.5%) (4:1) was done in 30min. The flow rate was maintained at 0.8 ml/min. The cannabinoids CBD, CBG, CBN and THC were monitored at 225 and CBDA, CBGA were monitored at 306 nm respectively using dual absorbance detector Waters 2487 (Milford, MA, USA). The injection volume of 0.1 mg/ml sample was 10 µl. Data evaluation was performed using Clarity software.

Quantification of cannabinoids was obtained from linear regression equation of calibration curve of individual reference standard by plotting concentration versus the area ratio.

The calibration range for CBD, CBG-A, CBG, CBD-A and CBN was linear from 5 to 500 µg/ml. The calibration range for THC was linear from 5 to 100 µg/ml. Elution order CBD-A (RT 6.9 min), CBG-A (RT 7.3 min), CBG (RT 7.3 min) CBD (RT 7.8 min), CBN (RT 12.1), THC (RT 15.5 min).

#### Sample preparation for HPLC analysis

0.01 g (±0.001) of homogeneous cannabis extract was diluted with 1 ml of methanol (HPLC grade). Solution was sonicated for 5 min and vortexing for 10 sec. Samples before HPLC analysis were centrifuged at 4800 rpm and further diluted with methanol to the final concentration of 1 mg/ml.

Analysis of terpenes was performed using GC-FID system equipped with auto injector. Separation was accomplished on RTX-5 w/Integra-Guard, 30m, 0.25mm ID column.

This report and all information herein has been confirmed by a certified lab and shall not be reproduced, except in its entirety, without the written consent of PHYTO Plus. The report is for informational purposes only and should not be used to diagnose, treat, or prevent any medical related symptoms. Results are applicable only for samples tested, and for the specific tests conducted.

All tests carried are done so under strict certified laboratory protocols, guidelines and supervision.

See appendix for more information or contact us at [www.phytopluscbd.com](http://www.phytopluscbd.com)