

PHYTO+ Certificate of Analysis:

Organic Hemp CO2 Extract

Cannabinoid Profile

Sunshine Trading | PHYTO Plus
Zwanebloemlaan 222
1087GD Amsterdam NH
The Netherlands

Phone: +31(0)20 770 97 91
support@phytopluscbd.com
www.phytopluscbd.com

Responsible Supervisor: Martin V.
Sample Batch #1319
Date samples received: 14 November 2018
Date analysis began: 14 November 2018
Date sample report produced: 20 November 2018
ID Number when available:
Sample Mass 1 g

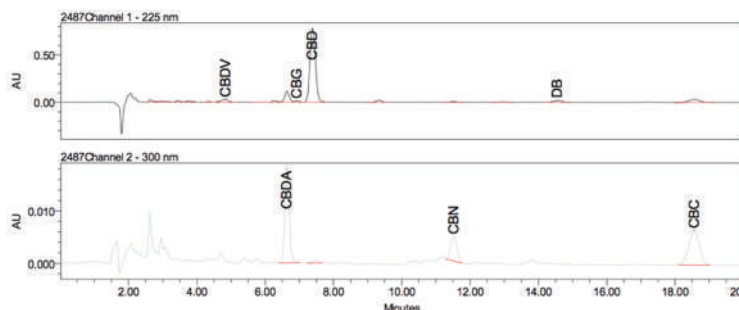


SKAL:100364, ISO 14001: 2004 certified; ISO 9001: 2008 certified, Organic certified: NL-BIO-01, HACCP certified; GMP certified

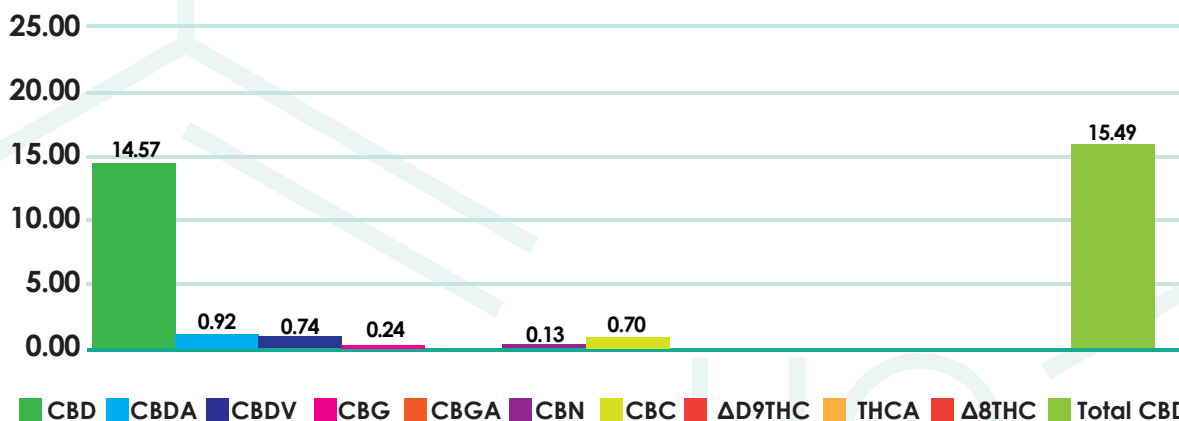
PHYTO Plus 15.49% Total CBD+CBDA: Cannabinoid Profile

Component	Mass (%)	Amount (mg/g)
CBD	14.57	145.70
CBDA	0.92	9.20
CBDV	0.74	7.40
CBG	0.24	2.40
CBGA	≤0.01	≤0.10
CBN	0.13	1.30
CBC	0.70	7.00
Δ9THC	≤0.01	≤0.10
THCA	≤0.20	≤2.00
Δ8THC	≤0.01	≤0.10
Total CBD+CBDA	15.49	154.90

Method: HPLC-UV



Cannabinoids as Percent of Total Mass



This report and all information herein has been confirmed by a certified lab and shall not be reproduced, except in its entirety, without the written consent of PHYTO Plus. The report is for informational purposes only and should not be used to diagnose, treat, or prevent any medical related symptoms. Results are applicable only for samples tested, and for the specific tests conducted. All tests carried are done so under strict certified laboratory protocols, guidelines and supervision. See appendix for more information or contact us at www.phytopluscbd.com

PHYTO+ Certificate of Analysis:

Organic Hemp CO2 Extract

Terpenoid Profile

Sunshine Trading | PHYTO Plus
Zwanebloemaan 222
1087GD Amsterdam NH
The Netherlands

Phone: +31(0)20 770 97 91
support@phytopluscbd.com
www.phytopluscbd.com

Responsible Supervisor: Martin V.
Sample Batch #1319
Date samples received: 14 November 2018
Date analysis began: 14 November 2018
Date sample report produced: 20 November 2018
ID Number when available:
Sample Mass 1 g



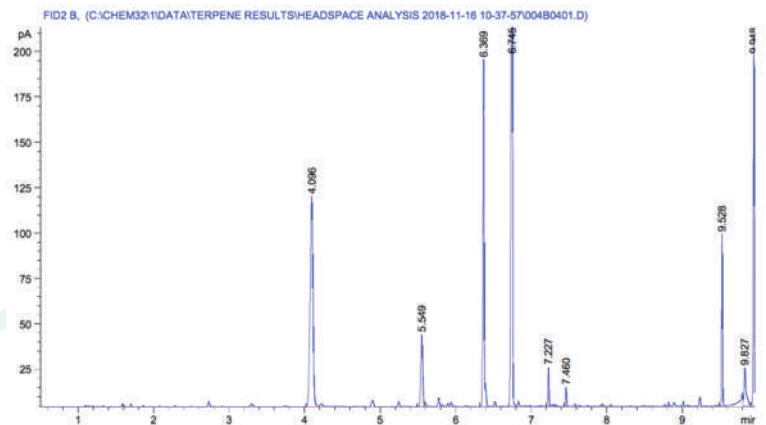
SKAL:100364, ISO 14001: 2004 certified; ISO 9001: 2008 certified, Organic certified: NL-BIO-01, HACCP certified; GMP certified

PHYTO Plus 15.49% Total CBD+CBDA: Terpenoid Profile

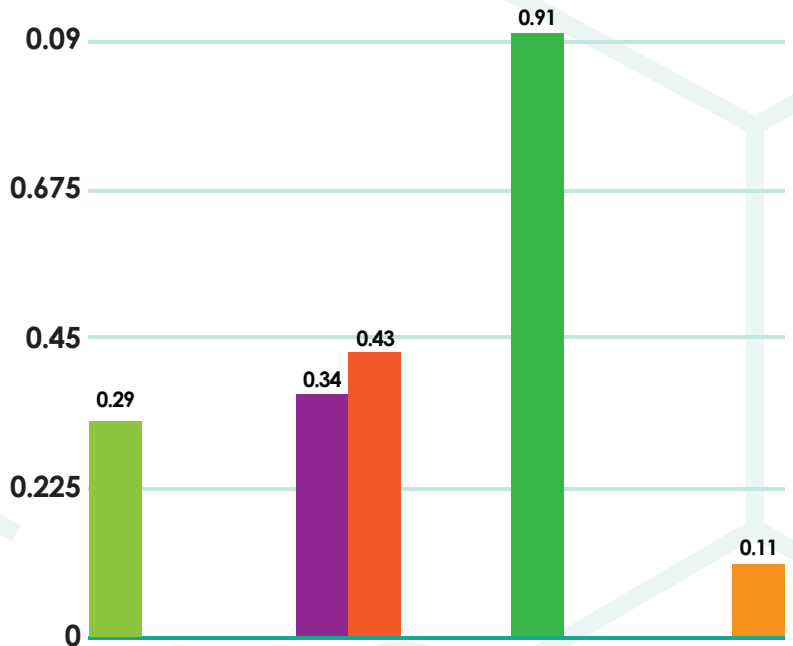
Component	Amount (%)
β-Caryophyllene	0.29
α-Humulene	<0.01
Caryophyllene oxide	<0.01
Myrcene	0.34
α-Pinene	0.43
Terpinolene	<0.01
Humulene epoxide II	<0.01
Limonene	0.91
β-Pinene	<0.01
E-β-Ocimene	<0.01
Sabinene	<0.01
Linalool	0.11

- β-Caryophyllene
- α-Humulene
- Caryophyllene oxide
- Myrcene
- α-Pinene
- Terpinolene
- Humulene epoxide II
- Limonene
- β-Pinene
- E-β-Ocimene
- Sabinene
- Linalool

Method: HS-GC-FID



Terpenoid Distribution



This report and all information herein has been confirmed by a certified lab and shall not be reproduced, except in its entirety, without the written consent of PHYTO Plus. The report is for informational purposes only and should not be used to diagnose, treat, or prevent any medical related symptoms. Results are applicable only for samples tested, and for the specific tests conducted. All tests carried are done so under strict certified laboratory protocols, guidelines and supervision. See appendix for more information or contact us at www.phytopluscbd.com

PHYTO+ Certificate of Analysis:

Organic Hemp CO2 Extract

Microbial Profile

Sunshine Trading | PHYTO Plus
Zwanebloemlaan 222
1087GD Amsterdam NH
The Netherlands

Phone: +31(0)20 770 97 91
support@phytopluscbd.com
www.phytopluscbd.com

Responsible Supervisor: Martin V.
Sample Batch #1319
Date samples received: 14 November 2018
Date analysis began: 14 November 2018
Date sample report produced: 20 November 2018
ID Number when available:
Sample Mass 1 g



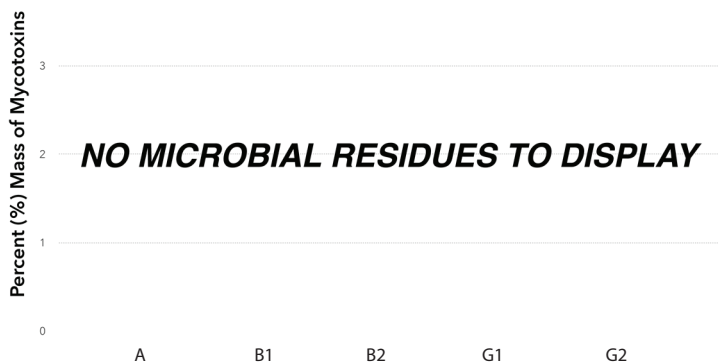
SKAL:100364, ISO 14001: 2004 certified; ISO 9001: 2008 certified, Organic certified: NL-BIO-01, HACCP certified; GMP certified

PHYTO Plus 15.49% Total CBD+CBDA: Microbial Profile

Component	Amount (mg/g)	Result
Listeria / Monocytogenes	1 g	Not Detected
Escherichia c.	1 g	Not Detected
Salmonella	25 g	Not Detected
Yeast	1 g	Not Detected
Mold	1 g	Not Detected

*ND - Not detected

All Mycotoxins at Non Detectable (ND) levels



Nutrition Facts

Component	%
Moisture and volatile content	2.49
Protein	0.32
Total Fat	97.09
Total Carbohydrates	ND
Dietary fibers	ND
Sugars	ND
Ash	ND

*ND - Not detected

This report and all information herein has been confirmed by a certified lab and shall not be reproduced, except in its entirety, without the written consent of PHYTO Plus. The report is for informational purposes only and should not be used to diagnose, treat, or prevent any medical related symptoms. Results are applicable only for samples tested, and for the specific tests conducted. All tests carried are done so under strict certified laboratory protocols, guidelines and supervision. See appendix for more information or contact us at www.phytopluscbd.com

PHYTO+ Certificate of Analysis:

Organic Hemp CO2 Extract

Heavy Metals Profile

Sunshine Trading | PHYTO Plus
Zwanebloemlaan 222
1087GD Amsterdam NH
The Netherlands

Phone: +31(0)20 770 97 91
support@phytopluscbd.com
www.phytopluscbd.com

Responsible Supervisor: Martin V.
Sample Batch #1319
Date samples received: 14 November 2018
Date analysis began: 14 November 2018
Date sample report produced: 20 November 2018
ID Number when available:
Sample Mass 1 g



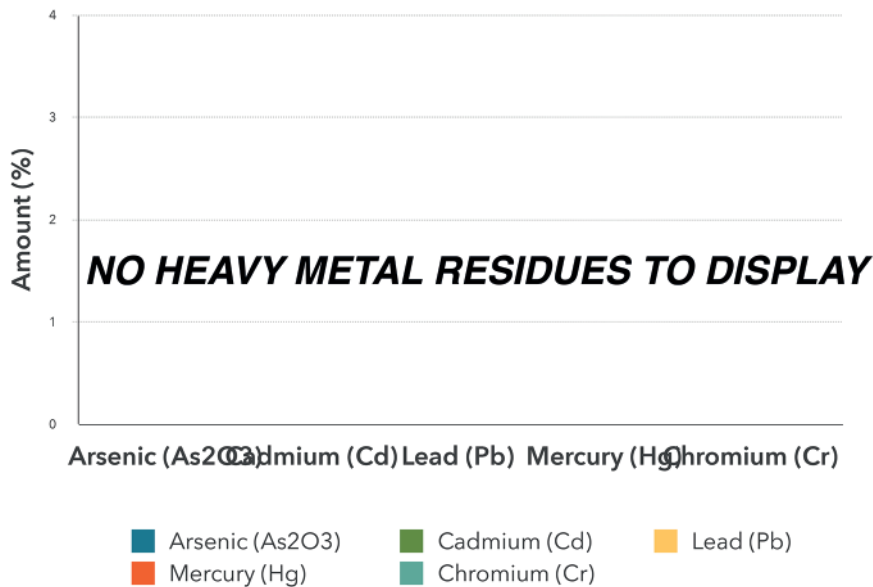
SKAL:100364, ISO 14001: 2004 certified; ISO 9001: 2008 certified, Organic certified: NL-BIO-01, HACCP certified; GMP certified

PHYTO Plus 15.49% Total CBD+CBDA: Heavy Metals Profile

Component	Mass (%)	Amount (ppm)	Limit** (ppm)
Arsenic (As ₂ O ₃)	*ND	<0.1	<0.1
Cadmium (Cd)	*ND	<0.1	<0.1
Lead (Pb)	*ND	<0.1	<0.1
Mercury (Hg)	*ND	<0.1	<0.1
Chromium (Cr)	*ND	<1	<1
Tin (Sn)	*ND	<10	<10

*ND - Not detected, **Codex STAN 193-1995, GB 2762, EC No. 1881/2006, FDA

All Heavy Metals at Non Detectable (ND) levels



Conclusions:

No heavy metal residues detected. No flammable residues detected.
No chemical residues detected.

This report and all information herein has been confirmed by a certified lab and shall not be reproduced, except in its entirety, without the written consent of PHYTO Plus. The report is for informational purposes only and should not be used to diagnose, treat, or prevent any medical related symptoms. Results are applicable only for samples tested, and for the specific tests conducted. All tests carried are done so under strict certified laboratory protocols, guidelines and supervision. See appendix for more information or contact us at www.phytopluscbd.com

PHYTO+ Certificate of Analysis:

Organic Hemp CO2 Extract

Pesticide Analysis



Sunshine Trading | PHYTO Plus
Zwanebloemlaan 222
1087GD Amsterdam NH
The Netherlands

Phone: +31(0)20 770 97 91
support@phytopluscbd.com
www.phytopluscbd.com

Responsible Supervisor: Martin V.
Sample Batch #1319
Date samples received: 14 November 2018
Date analysis began: 14 November 2018
Date sample report produced: 20 November 2018
ID Number when available:
Sample Mass 1 g

SKAL:100364, ISO 14001: 2004 certified; ISO 9001: 2008 certified, Organic certified: NL-BIO-01, HACCP certified; GMP certified

Pesticide Analysis: Our tests looked for residue of nearly 300 known pesticides finding no evidence of any over detectable limits.

The Lab tests our products thoroughly. Nearly 300 of the below pesticides concentrations were measured and we are proud to say that all tests measured below our detectable limits. Most tests have a threshold of 0.01 mg/k, while only a handful of tests have a threshold value of <0.05 mg/kg. Not a single test of PHYTO Plus products went over detectable threshold limits.

PESTICIDES MEASURED

Acrinathrin Azoxystrobin Biphenhin Bitertanol Biphenyl Bromopropylate Bromuconazole Bupirimate Cadusafos Captafol Captan Chlorphenson Chlorfenapyr Chlorfenvinphos Chlorothalonil Chlorprophame 3,5-Dichloraniline Chlorpyrifos Chlorpyrifos-methyl Chlorthal-dimethyl Cyfluthrin Cypermethrin Cyproconazole Cyprodinil Clomazone o,p-DDE P,P-DDE o,p-DDD P,P-DDD o,p-DDT p,p-DDT Deltamethri Diazinon Diclofop-methyl Dieldrin Dichlobenil Dichlofluaniid Dichlorvos Dicloran Dicofof Dicrotophos Diethofencarb Diflubenazuron Dimetachlor Diniconazole Dodemorph Diphenylamine Alpha-Endosulfan Beta-Endosulfan Endosulfan-sulphate Ethion Etofumesate Ethoprophos Ehtoxyquin Etoxazole Etridiazole Etrimpfos Famoxadone Fenarimol Fenazaquin Fenchlorphos Chexamid Fenithion Fenpropidin Fenpropimorph Fenvalerate Formothion Fipronil Fipronil-sulfone Fludioxonil Fusilazole Flutriafol Falpet Fuberidazole Furathiocarb Hexaconazole HCB Alpha-HCH Beta-HCH Delta-HCH Heptachlor Heptachlor-epoxidceis Heptachlor-epoxidtreas Iprthione Iprovalicarb Lambda-cyhalothrin Lindane Mecarbam Metalax Metazachlor Methidathion Metribuzin Mevinphos Myclobutanil Nuairimol Orthophenylphenol Oxadixyl Paclbutrazol Parathion Parathion-methyl Paraoxon-methyl Paraoxon-ethyl Penconazole Pendimethaline Permethrin Phenthoate Phorate Procymidone Profenofos Propiconazole Propyzamide Pyrazophos Pyrethrins Pyridaben Pyrimethanil Pyriproxyfen Quinoxifen Quitozene Pentachloraniline Phosphamidon Pyrifenox Prometryn Propanil Propoxur Proquinazid Prothiofos Simazine Spiroxamine T au-fluvalinate T ebuconazole T ebufenpyrad T ecnazene T efluthrin T erbutylazine T etraconazole T etradifon T etramethrine T olclofos-methyl T olyfluaniid Transfluthrin Triadimephon Triadimenol Trilate Trifloxystrobin Triflumizole Vinclozolin DDT isomersum Heptachlor (heptachlorand heptachlor epoxids) Trifluraline Chlorobenzilate 3-Chloraniline Abamectin (AvermectinB1a and AvermectinB1b sum) Acetamiprid Aldicarb Aldicarb-sulphone Aldicarb-sulphoxide Azinphos-ethyl Azinphos-methyl Benalaxyl Benfuracarb Boscalid Buprofezin Carbaryl Carbendazim Carbofuran 3-hydroxycarbofuran Carbosulfan Chloridazon Cymoxanil Clotefentzin Clothianidin Demeton-S-methyl Demeton-S-methylsulfoxid Diafenthiuron Difenconazole Dimethoate Dimethomorph Diuron EPN Epoxiconazole Ethirimol Etofenprox Fenamidone Fenbuconazole Fenbutatinoxid Fenoxycarb Fenpyroximate Fenprothion Fenprothion Fenfenthion Fenthion Fenthion-sulphoxide Fluazinam Flufenoxuron Fluquinconazole Fonofos Formetanate Fosthiatate Hexythiazox Imazalil Imidacloprid Indoxacarb Isofenphos Methacrifos Isofenphos-methyl Krezoxim-methyl Linuron Lufenuron Malaoxon Malathion Mepanipirim Meprothion Metamitron Metconazole Methamidophos Methiocarb Methiocarb-sulphone Methiocarb-sulphoxide Methomyl Methoxyfenozide Metobromuron Monocrotophos Monolinuron Omethoate Oxamyl Pencycuron Phenmedipham Phosalone Phosmet Phosmeot xon Phoxim Pymetrozine Piperonylbutoxide Pyraclostrobin Pyridaphenthion Pyridate Pyrifenox Pirimicarb Pirimicarb-desmethyl Pirimiphos-methyl Primisulfuron-methyl Prochloraz Propamocarb Propargite Prothioconazole Prothioconazole-desmethyl Quinalphos SpinosynA SpinosynD Sulfotep T ebufenozide T eflubenzuron Thiabendazole Thiacloprid Thiamethoxam Thiodicarb Thiophanate-methyl Tralkoxydim Triazophos Trichlorfon Triflurumuron Triforine Triticonazole Zoxamide Acephate Amitraz Fenamiphos Fenamiphos-sulphone Fenamiphos-sulfoxid Nifentpiram Fenthionoxonsulphone Fenthionoxonsulfoxid Kumapho Piriphenox Mehibuzine DEET

Our laboratory analysis is standardized after following protocols:

LST EN ISO 6579:2003 / AC:2006 / P:2007
LST EN ISO 11290-1:2003 / A1:2004 / P:2005
LST ISO 16649-2:2002 / P:2009
LST ISO 21527-2:2008
Method PLM 486G

Note on Cannabinoid Testing:

All cannabinoids in their acid forms (ending in "-A") are convertible to their non-acid forms via a decarboxylation process (heating). The components lose mass through this process. To find the total theoretical active cannabinoids, one multiplies the acid forms by 87.7%. For example, THC-A can be converted to active THC using the formula: $\text{THC-A} \times 0.877 = \text{THC}$. In this case, the Max THC for the sample is: $\text{Max THC} = (\text{THC-A} \times 0.877) + \text{THC}$. This method has been validated according to the principles of the International Conference on Harmonisation.

Chromatographic Analysis:

Analysis of cannabinoids content was performed using Waters 2695 (Milford, MA, USA) separation module equipped with auto injector, sample cooler, vacuum degasser and column heater units. Separation of all cannabinoids was accomplished on YMC PRO C18 (150 x 4 mm I.D., 5-µm) RP column coupled with C18 precolumn maintained at 30 °C by a CTO-20AC column oven. Isocratic elution consisted of acetonitrile:water (FA 0.5%) (4:1) was done in 30min. The flow rate was maintained at 0.8 ml/min. The cannabinoids CBD, CBG, CBN and THC were monitored at 225 and CBDA, CBGA were monitored at 306 nm respectively using dual absorbance detector Waters 2487 (Milford, MA, USA). The injection volume of 0.1 mg/ml sample was 10 µl. Data evaluation was performed using Clarity software.

Quantification of cannabinoids was obtained from linear regression equation of calibration curve of individual reference standard by plotting concentration versus the area ratio.

The calibration range for CBD, CBG-A, CBG, CBD-A and CBN was linear from 5 to 500 µg/ml. The calibration range for THC was linear from 5 to 100 µg/ml. Elution order CBD-A (RT 6.9 min), CBG-A (RT 7.3 min), CBG (RT 7.3 min) CBD (RT 7.8 min), CBN (RT 12.1), THC (RT 15.5 min).

Sample preparation for HPLC analysis

0.01 g (±0.001) of homogeneous cannabis extract was diluted with 1 ml of methanol (HPLC grade). Solution was sonicated for 5 min and vortexing for 10 sec. Samples before HPLC analysis were centrifuged at 4800 rpm and further diluted with methanol to the final concentration of 1 mg/ml.

Analysis of terpenes was performed using GC-FID system equipped with auto injector. Separation was accomplished on RTX-5 w/Integra-Guard, 30m, 0.25mm ID column.

This report and all information herein has been confirmed by a certified lab and shall not be reproduced, except in its entirety, without the written consent of PHYTO Plus. The report is for informational purposes only and should not be used to diagnose, treat, or prevent any medical related symptoms. Results are applicable only for samples tested, and for the specific tests conducted.

All tests carried are done so under strict certified laboratory protocols, guidelines and supervision.

See appendix for more information or contact us at www.phytopluscbd.com